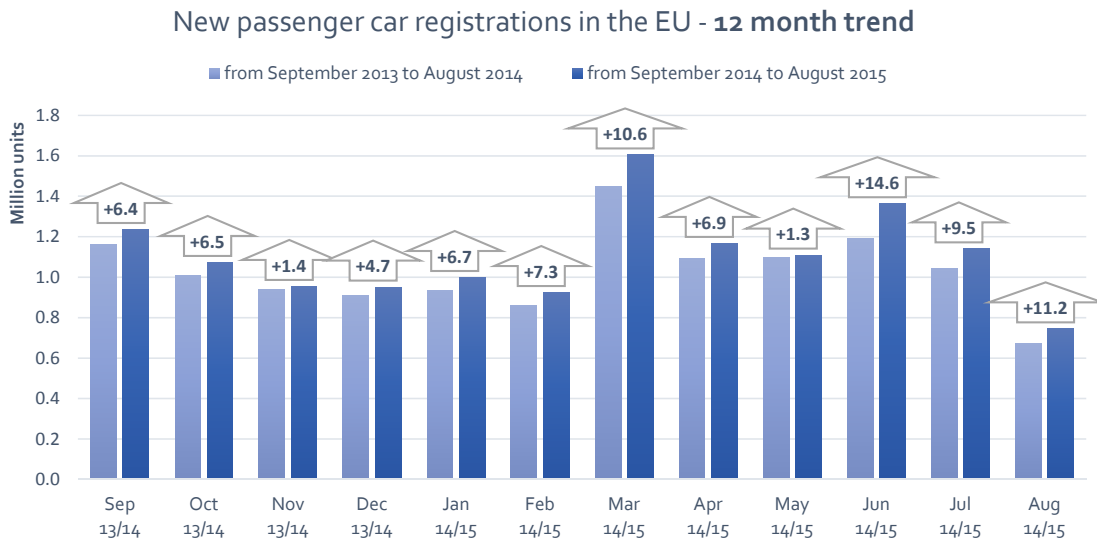


**PRESS EMBARGO: 8.00 AM (6.00 AM GMT), 15 September 2015**

## NEW PASSENGER CAR REGISTRATIONS EUROPEAN UNION\*



Not adjusted for working days

### PASSENGER CAR registrations: +8.6% over eight months; +11.2% in August

**In August 2015**, demand for new passenger cars in the EU was up (+11.2%), reflecting the ongoing recovery in the market and pursuing the upward trend commenced two years ago. August is typically one of the weakest months for registrations, together with February, however the month saw continued growth in all major markets. Registrations in Spain (+23.3%), Italy (+10.6%), France (+10.0%), the UK (+9.6%) and Germany (+6.2%) increased compared to August 2014. Across the region, new passenger car registrations totalled 744,799 units.

**Over eight months in 2015**, new passenger car registrations increased (+8.6%), surpassing 9 million units (9,056,539). All major markets posted growth, contributing to the overall upturn of the EU market over the period. Southern European countries in particular are enjoying strong growth, with Spain (+22.3%) and Italy (+15.0%) posting double-digit percentage gains, followed by the UK (+6.7%), France (+5.9%) and Germany (+5.6%).

**PRESS EMBARGO FOR ALL DATA:**

**8.00 AM (6.00 AM GMT), 15 September 2015**

## PROVISIONAL

### NEW PASSENGER CAR REGISTRATIONS BY MARKET EUROPEAN UNION

15/09/2015

	August '15	August '14	%Change 15/14	Jan - Aug '15	Jan - Aug '14	%Change 15/14
AUSTRIA	22,677	21,121	+7.4	211,227	212,500	-0.6
BELGIUM	31,252	28,613	+9.2	355,797	351,712	+1.2
BULGARIA	1,607	1,689	-4.9	15,209	13,583	+12.0
CROATIA	1,653	1,541	+7.3	26,227	25,460	+3.0
CYPRUS	658	465	+41.5	6,591	5,669	+16.3
CZECH REPUBLIC	18,278	13,937	+31.1	152,954	125,695	+21.7
DENMARK	16,156	14,595	+10.7	137,218	127,569	+7.6
ESTONIA	1,524	1,553	-1.9	13,845	14,116	-1.9
FINLAND	8,402	7,525	+11.7	74,214	74,685	-0.6
FRANCE	92,048	83,715	+10.0	1,256,666	1,186,226	+5.9
GERMANY	226,314	213,092	+6.2	2,135,459	2,021,609	+5.6
GREECE	4,470	3,694	+21.0	53,059	48,790	+8.7
HUNGARY	4,997	4,769	+4.8	49,032	43,901	+11.7
IRELAND	6,408	4,864	+31.7	116,335	89,252	+30.3
ITALY	59,203	53,505	+10.6	1,065,556	926,362	+15.0
LATVIA	1,000	921	+8.6	9,102	8,259	+10.2
LITHUANIA	1,208	964	+25.3	11,334	9,795	+15.7
LUXEMBURG	2,636	2,944	-10.5	32,651	34,565	-5.5
NETHERLANDS	31,225	25,522	+22.3	266,835	254,240	+5.0
POLAND	23,559	20,003	+17.8	230,985	221,477	+4.3
PORTUGAL	9,436	7,741	+21.9	125,642	97,701	+28.6
ROMANIA	7,455	6,410	+16.3	51,180	46,003	+11.3
SLOVAKIA	6,785	5,249	+29.3	51,068	47,889	+6.6
SLOVENIA	3,993	3,304	+20.9	40,922	36,143	+13.2
SPAIN	55,918	45,355	+23.3	714,062	583,663	+22.3
SWEDEN	26,877	24,274	+10.7	219,000	196,494	+11.5
UNITED KINGDOM	79,060	72,163	+9.6	1,634,369	1,532,335	+6.7
<b>EUROPEAN UNION<sup>1</sup></b>	<b>744,799</b>	<b>669,528</b>	<b>+11.2</b>	<b>9,056,539</b>	<b>8,335,693</b>	<b>+8.6</b>
<b>EU15<sup>2</sup></b>	<b>672,082</b>	<b>608,723</b>	<b>+10.4</b>	<b>8,398,090</b>	<b>7,737,703</b>	<b>+8.5</b>
<b>EU12<sup>3</sup></b>	<b>72,717</b>	<b>60,805</b>	<b>+19.6</b>	<b>658,449</b>	<b>597,990</b>	<b>+10.1</b>
ICELAND	842	496	+69.8	10,794	7,616	+41.7
NORWAY	12,604	11,444	+10.1	99,390	95,519	+4.1
SWITZERLAND	23,431	19,783	+18.4	215,457	197,258	+9.2
EFTA	36,877	31,723	+16.2	325,641	300,393	+8.4
<b>EU + EFTA</b>	<b>781,676</b>	<b>701,251</b>	<b>+11.5</b>	<b>9,382,180</b>	<b>8,636,086</b>	<b>+8.6</b>
<b>EU15 + EFTA</b>	<b>708,959</b>	<b>640,446</b>	<b>+10.7</b>	<b>8,723,731</b>	<b>8,038,096</b>	<b>+8.5</b>

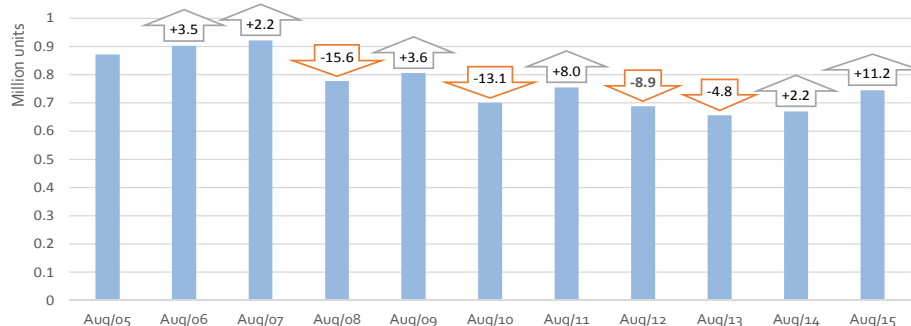
SOURCE: NATIONAL AUTOMOBILE MANUFACTURERS' ASSOCIATIONS

<sup>1</sup> Data for Malta n.a.

<sup>2</sup> Member States before the 2004 enlargement

<sup>3</sup> Member States having joined the EU since 2004

### New passenger car registrations in the EU - month trend | 2005-2015



# PRESS RELEASE

## PROVISIONAL

### NEW PASSENGER CAR REGISTRATIONS BY MANUFACTURER

#### EUROPEAN UNION (EU)

15/09/2015

	August					January - August				
	%Share <sup>1</sup>		Units	Units	%Change	%Share <sup>1</sup>		Units	Units	%Change
	'15	'14	'15	'14	15/14	'15	'14	'15	'14	15/14
<b>VW Group</b>	<b>26.5</b>	<b>28.1</b>	<b>197,591</b>	<b>187,980</b>	<b>+5.1</b>	<b>25.1</b>	<b>25.5</b>	<b>2,273,771</b>	<b>2,124,592</b>	<b>+7.0</b>
VOLKSWAGEN	12.9	14.0	95,894	94,044	+2.0	12.3	12.4	1,109,680	1,031,028	+7.6
AUDI	5.6	5.8	41,949	38,914	+7.8	5.5	5.7	496,259	471,744	+5.2
SKODA	5.1	5.1	38,341	34,419	+11.4	4.4	4.5	394,629	373,143	+5.8
SEAT	2.4	2.7	17,797	17,830	-0.2	2.5	2.6	226,863	212,968	+6.5
PORSCHE	0.5	0.4	3,444	2,639	+30.5	0.5	0.4	44,259	33,879	+30.6
OTHERS <sup>2</sup>	0.0	0.0	166	134	+23.9	0.0	0.0	2,081	1,830	+13.7
<b>PSA Group</b>	<b>9.7</b>	<b>9.8</b>	<b>72,521</b>	<b>65,738</b>	<b>+10.3</b>	<b>10.6</b>	<b>11.0</b>	<b>962,769</b>	<b>918,417</b>	<b>+4.8</b>
PEUGEOT	5.5	5.6	41,099	37,349	+10.0	6.1	6.2	550,870	513,096	+7.4
CITROEN	3.8	3.7	28,430	24,811	+14.6	4.0	4.2	363,846	346,839	+4.9
DS	0.4	0.5	2,992	3,578	-16.4	0.5	0.7	48,053	58,482	-17.8
<b>RENAULT Group</b>	<b>9.2</b>	<b>9.3</b>	<b>68,248</b>	<b>62,287</b>	<b>+9.6</b>	<b>9.7</b>	<b>9.8</b>	<b>882,992</b>	<b>817,687</b>	<b>+8.0</b>
RENAULT	6.5	6.1	48,378	40,638	+19.0	6.9	6.8	626,517	569,746	+10.0
DACIA	2.7	3.2	19,870	21,649	-8.2	2.8	3.0	256,475	247,941	+3.4
<b>FORD</b>	<b>6.8</b>	<b>7.0</b>	<b>50,611</b>	<b>46,875</b>	<b>+8.0</b>	<b>7.3</b>	<b>7.4</b>	<b>660,084</b>	<b>617,437</b>	<b>+6.9</b>
<b>OPEL Group</b>	<b>6.9</b>	<b>6.7</b>	<b>51,089</b>	<b>44,966</b>	<b>+13.6</b>	<b>6.8</b>	<b>7.4</b>	<b>617,854</b>	<b>613,865</b>	<b>+0.6</b>
OPEL/VAUXHALL	6.8	6.6	50,996	44,360	+15.0	6.8	6.9	615,400	579,269	+6.2
CHEVROLET	0.0	0.1	93	554	-83.2	0.0	0.4	2,154	34,386	-93.7
Other GM	0.0	0.0	0	52	-100.0	0.0	0.0	300	210	+42.9
<b>FCA Group</b>	<b>5.2</b>	<b>5.1</b>	<b>38,854</b>	<b>33,874</b>	<b>+14.7</b>	<b>6.4</b>	<b>6.1</b>	<b>577,621</b>	<b>508,614</b>	<b>+13.6</b>
FIAT	3.8	3.9	28,314	26,115	+8.4	4.8	4.8	436,380	396,063	+10.2
JEEP	0.6	0.3	4,594	2,049	+124.2	0.6	0.2	54,627	19,775	+176.2
LANCIA/CHRYSLER	0.4	0.4	2,868	2,915	-1.6	0.5	0.6	43,495	48,608	-10.5
ALFA ROMEO	0.4	0.4	2,717	2,442	+11.3	0.4	0.5	37,572	38,885	-3.4
OTHERS <sup>3</sup>	0.0	0.1	361	353	+2.3	0.1	0.1	5,547	5,283	+5.0
<b>BMW Group</b>	<b>7.2</b>	<b>6.6</b>	<b>53,537</b>	<b>44,101</b>	<b>+21.4</b>	<b>6.3</b>	<b>6.1</b>	<b>569,562</b>	<b>507,997</b>	<b>+12.1</b>
BMW	5.7	5.4	42,530	36,314	+17.1	5.0	5.0	453,904	419,526	+8.2
MINI	1.5	1.2	11,007	7,787	+41.4	1.3	1.1	115,658	88,471	+30.7
<b>DAIMLER</b>	<b>6.3</b>	<b>5.6</b>	<b>46,610</b>	<b>37,790</b>	<b>+23.3</b>	<b>5.7</b>	<b>5.3</b>	<b>518,130</b>	<b>445,304</b>	<b>+16.4</b>
MERCEDES	5.6	5.3	41,981	35,590	+18.0	5.0	4.9	456,603	408,457	+11.8
SMART	0.6	0.3	4,629	2,200	+110.4	0.7	0.4	61,527	36,847	+67.0
<b>TOYOTA Group</b>	<b>4.2</b>	<b>4.2</b>	<b>31,218</b>	<b>28,373</b>	<b>+10.0</b>	<b>4.1</b>	<b>4.2</b>	<b>375,039</b>	<b>349,201</b>	<b>+7.4</b>
TOYOTA	3.9	4.1	29,366	27,339	+7.4	3.9	4.0	352,429	332,423	+6.0
LEXUS	0.2	0.2	1,852	1,034	+79.1	0.2	0.2	22,610	16,778	+34.8
<b>NISSAN</b>	<b>3.3</b>	<b>3.1</b>	<b>24,626</b>	<b>20,424</b>	<b>+20.6</b>	<b>4.0</b>	<b>3.6</b>	<b>361,770</b>	<b>299,812</b>	<b>+20.7</b>
<b>HYUNDAI</b>	<b>3.6</b>	<b>3.6</b>	<b>26,933</b>	<b>24,401</b>	<b>+10.4</b>	<b>3.3</b>	<b>3.3</b>	<b>297,321</b>	<b>271,184</b>	<b>+9.6</b>
<b>KIA</b>	<b>3.0</b>	<b>3.1</b>	<b>22,115</b>	<b>20,421</b>	<b>+8.3</b>	<b>2.7</b>	<b>2.7</b>	<b>248,626</b>	<b>229,215</b>	<b>+8.5</b>
<b>VOLVO CAR CORP.</b>	<b>1.6</b>	<b>1.7</b>	<b>12,169</b>	<b>11,268</b>	<b>+8.0</b>	<b>1.8</b>	<b>1.7</b>	<b>158,915</b>	<b>145,562</b>	<b>+9.2</b>
<b>MAZDA</b>	<b>1.7</b>	<b>1.5</b>	<b>12,601</b>	<b>10,126</b>	<b>+24.4</b>	<b>1.4</b>	<b>1.3</b>	<b>122,314</b>	<b>107,788</b>	<b>+13.5</b>
<b>SUZUKI</b>	<b>1.4</b>	<b>1.2</b>	<b>10,228</b>	<b>8,354</b>	<b>+22.4</b>	<b>1.2</b>	<b>1.2</b>	<b>109,069</b>	<b>101,041</b>	<b>+7.9</b>
<b>JAGUAR LAND ROVER Group</b>	<b>0.9</b>	<b>0.7</b>	<b>6,909</b>	<b>4,872</b>	<b>+41.8</b>	<b>1.2</b>	<b>1.1</b>	<b>107,171</b>	<b>90,163</b>	<b>+18.9</b>
LAND ROVER	0.6	0.6	4,688	4,052	+15.7	0.9	0.9	85,524	72,073	+18.7
JAGUAR	0.3	0.1	2,221	820	+170.9	0.2	0.2	21,647	18,090	+19.7
<b>MITSUBISHI</b>	<b>1.0</b>	<b>1.0</b>	<b>7,077</b>	<b>6,668</b>	<b>+6.1</b>	<b>0.9</b>	<b>0.7</b>	<b>82,104</b>	<b>56,125</b>	<b>+46.3</b>
<b>HONDA</b>	<b>0.8</b>	<b>1.0</b>	<b>6,244</b>	<b>6,693</b>	<b>-6.7</b>	<b>0.9</b>	<b>1.0</b>	<b>78,131</b>	<b>83,693</b>	<b>-6.6</b>
<b>OTHERS-JAPANESE<sup>4</sup></b>	<b>0.2</b>	<b>0.2</b>	<b>1,770</b>	<b>1,466</b>	<b>+20.7</b>	<b>0.2</b>	<b>0.2</b>	<b>19,011</b>	<b>16,650</b>	<b>+14.2</b>

SOURCE: ACEA MEMBERS

<sup>1</sup> ACEA estimation based on total by market

<sup>2</sup> Includes Bentley, Lamborghini and Bugatti

<sup>3</sup> Includes Dodge, Ferrari and Maserati

<sup>4</sup> Includes Subaru and Daihatsu

# PRESS RELEASE

## PROVISIONAL

### NEW PASSENGER CAR REGISTRATIONS BY MANUFACTURER

EU + EFTA Countries

15/09/2015

	August					January - August				
	%Share <sup>1</sup>		Units	Units	%Change	%Share <sup>1</sup>		Units	Units	%Change
	'15	'14	'15	'14	15/14	'15	'14	'15	'14	15/14
<b>VW Group</b>	<b>26.7</b>	<b>28.1</b>	<b>208,606</b>	<b>197,388</b>	<b>+5.7</b>	<b>25.3</b>	<b>25.6</b>	<b>2,370,038</b>	<b>2,209,110</b>	<b>+7.3</b>
VOLKSWAGEN	12.9	14.1	101,120	98,663	+2.5	12.3	12.4	1,156,021	1,071,001	+7.9
AUDI	5.7	5.8	44,198	40,835	+8.2	5.5	5.7	515,252	489,592	+5.2
SKODA	5.2	5.2	40,553	36,384	+11.5	4.4	4.5	415,060	391,561	+6.0
SEAT	2.4	2.6	18,687	18,474	+1.2	2.5	2.5	233,806	218,834	+6.8
PORSCHE	0.5	0.4	3,856	2,880	+33.9	0.5	0.4	47,632	36,112	+31.9
OTHERS <sup>2</sup>	0.0	0.0	192	152	+26.3	0.0	0.0	2,267	2,010	+12.8
<b>PSA Group</b>	<b>9.5</b>	<b>9.7</b>	<b>74,459</b>	<b>68,210</b>	<b>+9.2</b>	<b>10.5</b>	<b>10.9</b>	<b>985,034</b>	<b>939,845</b>	<b>+4.8</b>
PEUGEOT	5.4	5.6	42,275	38,976	+8.5	6.0	6.1	563,292	525,130	+7.3
CITROEN	3.7	3.6	29,106	25,531	+14.0	4.0	4.1	372,419	354,723	+5.0
DS	0.4	0.5	3,078	3,703	-16.9	0.5	0.7	49,323	59,992	-17.8
<b>RENAULT Group</b>	<b>8.9</b>	<b>9.1</b>	<b>69,749</b>	<b>63,525</b>	<b>+9.8</b>	<b>9.6</b>	<b>9.6</b>	<b>898,878</b>	<b>829,991</b>	<b>+8.3</b>
RENAULT	6.4	5.9	49,657	41,569	+19.5	6.8	6.7	638,686	578,524	+10.4
DACIA	2.6	3.1	20,092	21,956	-8.5	2.8	2.9	260,192	251,467	+3.5
<b>FORD</b>	<b>6.7</b>	<b>6.9</b>	<b>52,414</b>	<b>48,406</b>	<b>+8.3</b>	<b>7.2</b>	<b>7.3</b>	<b>674,472</b>	<b>631,060</b>	<b>+6.9</b>
<b>OPEL Group</b>	<b>6.7</b>	<b>6.6</b>	<b>52,566</b>	<b>46,071</b>	<b>+14.1</b>	<b>6.7</b>	<b>7.3</b>	<b>629,969</b>	<b>627,554</b>	<b>+0.4</b>
OPEL/VAUXHALL	6.7	6.5	52,302	45,367	+15.3	6.7	6.8	627,093	590,729	+6.2
CHEVROLET	0.0	0.1	222	642	-65.4	0.0	0.4	2,457	36,489	-93.3
Other GM	0.0	0.0	42	62	-32.3	0.0	0.0	419	336	+24.7
<b>FCA Group</b>	<b>5.1</b>	<b>5.0</b>	<b>39,923</b>	<b>35,038</b>	<b>+13.9</b>	<b>6.3</b>	<b>6.0</b>	<b>588,089</b>	<b>519,631</b>	<b>+13.2</b>
FIAT	3.7	3.8	28,959	26,739	+8.3	4.7	4.7	442,449	402,098	+10.0
JEEP	0.6	0.3	4,846	2,278	+112.7	0.6	0.3	57,121	21,715	+163.0
LANCIA/CHRYSLER	0.4	0.4	2,872	2,945	-2.5	0.5	0.6	43,615	49,111	-11.2
ALFA ROMEO	0.4	0.4	2,824	2,633	+7.3	0.4	0.5	38,485	40,441	-4.8
OTHERS <sup>3</sup>	0.1	0.1	422	443	-4.7	0.1	0.1	6,419	6,266	+2.4
<b>BMW Group</b>	<b>7.2</b>	<b>6.7</b>	<b>56,600</b>	<b>46,815</b>	<b>+20.9</b>	<b>6.3</b>	<b>6.2</b>	<b>595,647</b>	<b>531,657</b>	<b>+12.0</b>
BMW	5.8	5.5	45,252	38,552	+17.4	5.1	5.1	476,173	439,811	+8.3
MINI	1.5	1.2	11,348	8,263	+37.3	1.3	1.1	119,474	91,846	+30.1
<b>DAIMLER</b>	<b>6.3</b>	<b>5.6</b>	<b>49,417</b>	<b>39,620</b>	<b>+24.7</b>	<b>5.8</b>	<b>5.4</b>	<b>540,367</b>	<b>462,300</b>	<b>+16.9</b>
MERCEDES	5.7	5.3	44,509	37,361	+19.1	5.1	4.9	476,715	424,323	+12.3
SMART	0.6	0.3	4,908	2,259	+117.3	0.7	0.4	63,652	37,977	+67.6
<b>TOYOTA Group</b>	<b>4.3</b>	<b>4.3</b>	<b>33,798</b>	<b>30,468</b>	<b>+10.9</b>	<b>4.2</b>	<b>4.3</b>	<b>396,134</b>	<b>369,442</b>	<b>+7.2</b>
TOYOTA	4.1	4.2	31,781	29,345	+8.3	4.0	4.1	372,035	351,823	+5.7
OTHERS <sup>3</sup>	0.3	0.2	2,017	1,123	+79.6	0.3	0.2	24,099	17,619	+36.8
<b>NISSAN</b>	<b>3.3</b>	<b>3.1</b>	<b>25,800</b>	<b>21,613</b>	<b>+19.4</b>	<b>4.0</b>	<b>3.6</b>	<b>373,692</b>	<b>311,331</b>	<b>+20.0</b>
<b>HYUNDAI</b>	<b>3.6</b>	<b>3.6</b>	<b>27,991</b>	<b>25,434</b>	<b>+10.1</b>	<b>3.3</b>	<b>3.3</b>	<b>305,860</b>	<b>280,821</b>	<b>+8.9</b>
<b>KIA</b>	<b>2.9</b>	<b>3.0</b>	<b>23,028</b>	<b>21,009</b>	<b>+9.6</b>	<b>2.7</b>	<b>2.7</b>	<b>255,217</b>	<b>236,047</b>	<b>+8.1</b>
<b>VOLVO CAR CORP.</b>	<b>1.7</b>	<b>1.7</b>	<b>13,182</b>	<b>12,243</b>	<b>+7.7</b>	<b>1.8</b>	<b>1.8</b>	<b>169,741</b>	<b>156,428</b>	<b>+8.5</b>
<b>MAZDA</b>	<b>1.8</b>	<b>1.6</b>	<b>13,862</b>	<b>11,262</b>	<b>+23.1</b>	<b>1.4</b>	<b>1.4</b>	<b>132,308</b>	<b>117,474</b>	<b>+12.6</b>
<b>SUZUKI</b>	<b>1.4</b>	<b>1.3</b>	<b>10,760</b>	<b>9,145</b>	<b>+17.7</b>	<b>1.2</b>	<b>1.3</b>	<b>115,945</b>	<b>108,403</b>	<b>+7.0</b>
<b>JAGUAR LAND ROVER Group</b>	<b>0.9</b>	<b>0.7</b>	<b>7,207</b>	<b>5,158</b>	<b>+39.7</b>	<b>1.2</b>	<b>1.1</b>	<b>110,498</b>	<b>93,000</b>	<b>+18.8</b>
LAND ROVER	0.6	0.6	4,891	4,293	+13.9	0.9	0.9	88,261	74,524	+18.4
JAGUAR	0.3	0.1	2,316	865	+167.7	0.2	0.2	22,237	18,476	+20.4
<b>MITSUBISHI</b>	<b>1.0</b>	<b>1.0</b>	<b>7,554</b>	<b>7,340</b>	<b>+2.9</b>	<b>0.9</b>	<b>0.7</b>	<b>88,178</b>	<b>62,130</b>	<b>+41.9</b>
<b>HONDA</b>	<b>0.8</b>	<b>1.0</b>	<b>6,567</b>	<b>7,121</b>	<b>-7.8</b>	<b>0.9</b>	<b>1.0</b>	<b>81,707</b>	<b>88,409</b>	<b>-7.6</b>
<b>OTHERS-JAPANESE<sup>4</sup></b>	<b>0.3</b>	<b>0.3</b>	<b>2,321</b>	<b>1,885</b>	<b>+23.1</b>	<b>0.3</b>	<b>0.3</b>	<b>24,883</b>	<b>22,358</b>	<b>+11.3</b>

SOURCE: ACEA MEMBERS

<sup>1</sup> ACEA estimation based on total by market

<sup>2</sup> Includes Bentley, Lamborghini and Bugatti

<sup>3</sup> Includes Dodge, Ferrari and Maserati

<sup>4</sup> Includes Subaru and Daihatsu

# PRESS RELEASE

## PROVISIONAL

### NEW PASSENGER CAR REGISTRATIONS BY MANUFACTURER

#### WESTERN EUROPE (EU15 + EFTA Countries)

15/09/2015

	August					January - August				
	%Share <sup>1</sup>		Units	Units	%Change	%Share <sup>1</sup>		Units	Units	%Change
	'15	'14	'15	'14	15/14	'15	'14	'15	'14	15/14
<b>VW Group</b>	<b>26.4</b>	<b>27.9</b>	<b>187,072</b>	<b>178,538</b>	<b>+4.8</b>	<b>24.8</b>	<b>25.2</b>	<b>2,159,224</b>	<b>2,021,937</b>	<b>+6.8</b>
VOLKSWAGEN	13.3	14.3	94,031	91,883	+2.3	12.5	12.5	1,086,595	1,007,873	+7.8
AUDI	6.0	6.2	42,499	39,427	+7.8	5.7	5.9	500,132	476,232	+5.0
SKODA	4.2	4.3	29,588	27,237	+8.6	3.5	3.7	304,556	294,127	+3.5
SEAT	2.4	2.7	17,035	17,057	-0.1	2.5	2.6	219,450	206,791	+6.1
PORSCHE	0.5	0.4	3,731	2,791	+33.7	0.5	0.4	46,296	34,976	+32.4
OTHERS <sup>2</sup>	0.0	0.0	188	143	+31.5	0.0	0.0	2,195	1,938	+13.3
<b>PSA Group</b>	<b>9.9</b>	<b>10.0</b>	<b>70,305</b>	<b>64,156</b>	<b>+9.6</b>	<b>10.8</b>	<b>11.1</b>	<b>945,989</b>	<b>893,328</b>	<b>+5.9</b>
PEUGEOT	5.6	5.7	39,771	36,760	+8.2	6.2	6.2	540,288	498,888	+8.3
CITROEN	3.9	3.7	27,508	23,811	+15.5	4.1	4.2	357,072	336,244	+6.2
DS	0.4	0.6	3,026	3,585	-15.6	0.6	0.7	48,629	58,196	-16.4
<b>RENAULT Group</b>	<b>8.7</b>	<b>8.8</b>	<b>61,648</b>	<b>56,226</b>	<b>+9.6</b>	<b>9.3</b>	<b>9.4</b>	<b>815,124</b>	<b>756,767</b>	<b>+7.7</b>
RENAULT	6.5	6.0	45,786	38,131	+20.1	6.9	6.8	603,078	547,245	+10.2
DACIA	2.2	2.8	15,862	18,095	-12.3	2.4	2.6	212,046	209,522	+1.2
<b>FORD</b>	<b>6.7</b>	<b>6.9</b>	<b>47,795</b>	<b>44,243</b>	<b>+8.0</b>	<b>7.2</b>	<b>7.4</b>	<b>629,093</b>	<b>592,365</b>	<b>+6.2</b>
<b>OPEL Group</b>	<b>6.7</b>	<b>6.5</b>	<b>47,361</b>	<b>41,752</b>	<b>+13.4</b>	<b>6.7</b>	<b>7.3</b>	<b>583,435</b>	<b>583,122</b>	<b>+0.1</b>
OPEL/VAUXHALL	6.6	6.4	47,118	41,128	+14.6	6.7	6.9	581,247	551,179	+5.5
CHEVROLET	0.0	0.1	201	563	-64.3	0.0	0.4	1,780	31,622	-94.4
Other GM	0.0	0.0	42	61	-31.1	0.0	0.0	408	321	+27.1
<b>FCA Group</b>	<b>5.3</b>	<b>5.2</b>	<b>37,663</b>	<b>33,180</b>	<b>+13.5</b>	<b>6.5</b>	<b>6.2</b>	<b>567,163</b>	<b>501,749</b>	<b>+13.0</b>
FIAT	3.9	3.9	27,299	25,274	+8.0	4.9	4.8	426,418	388,320	+9.8
JEEP	0.6	0.3	4,374	2,057	+112.6	0.6	0.2	53,635	19,534	+174.6
LANCIA/CHRYSLER	0.4	0.4	2,848	2,873	-0.9	0.5	0.6	43,309	48,436	-10.6
ALFA ROMEO	0.4	0.4	2,744	2,545	+7.8	0.4	0.5	37,590	39,406	-4.6
OTHERS <sup>3</sup>	0.1	0.1	398	431	-7.7	0.1	0.1	6,211	6,053	+2.6
<b>BMW Group</b>	<b>7.6</b>	<b>7.0</b>	<b>54,179</b>	<b>45,121</b>	<b>+20.1</b>	<b>6.6</b>	<b>6.4</b>	<b>576,071</b>	<b>514,813</b>	<b>+11.9</b>
BMW	6.1	5.8	43,023	36,993	+16.3	5.3	5.3	458,334	424,317	+8.0
MINI	1.6	1.3	11,156	8,128	+37.3	1.3	1.1	117,737	90,496	+30.1
<b>DAIMLER</b>	<b>6.7</b>	<b>5.9</b>	<b>47,585</b>	<b>38,091</b>	<b>+24.9</b>	<b>6.0</b>	<b>5.6</b>	<b>525,072</b>	<b>450,532</b>	<b>+16.5</b>
MERCEDES	6.0	5.6	42,724	35,852	+19.2	5.3	5.1	461,828	412,682	+11.9
SMART	0.7	0.3	4,861	2,239	+117.1	0.7	0.5	63,244	37,850	+67.1
<b>TOYOTA Group</b>	<b>4.1</b>	<b>4.2</b>	<b>29,044</b>	<b>26,955</b>	<b>+7.7</b>	<b>4.1</b>	<b>4.1</b>	<b>353,840</b>	<b>332,101</b>	<b>+6.5</b>
TOYOTA	3.9	4.1	27,340	25,959	+5.3	3.8	3.9	332,071	316,032	+5.1
LEXUS	0.2	0.2	1,704	996	+71.1	0.2	0.2	21,769	16,069	+35.5
<b>NISSAN</b>	<b>3.3</b>	<b>3.1</b>	<b>23,487</b>	<b>19,854</b>	<b>+18.3</b>	<b>4.0</b>	<b>3.6</b>	<b>349,211</b>	<b>293,210</b>	<b>+19.1</b>
<b>HYUNDAI</b>	<b>3.3</b>	<b>3.4</b>	<b>23,455</b>	<b>21,840</b>	<b>+7.4</b>	<b>3.1</b>	<b>3.1</b>	<b>271,220</b>	<b>247,860</b>	<b>+9.4</b>
<b>KIA</b>	<b>2.7</b>	<b>2.7</b>	<b>19,340</b>	<b>17,573</b>	<b>+10.1</b>	<b>2.6</b>	<b>2.6</b>	<b>224,389</b>	<b>207,223</b>	<b>+8.3</b>
<b>VOLVO CAR CORP.</b>	<b>1.8</b>	<b>1.8</b>	<b>12,454</b>	<b>11,722</b>	<b>+6.2</b>	<b>1.9</b>	<b>1.9</b>	<b>162,705</b>	<b>149,867</b>	<b>+8.6</b>
<b>MAZDA</b>	<b>1.7</b>	<b>1.6</b>	<b>12,397</b>	<b>9,950</b>	<b>+24.6</b>	<b>1.4</b>	<b>1.3</b>	<b>119,919</b>	<b>106,975</b>	<b>+12.1</b>
<b>JAGUAR LAND ROVER Group</b>	<b>1.0</b>	<b>0.8</b>	<b>7,000</b>	<b>4,967</b>	<b>+40.9</b>	<b>1.2</b>	<b>1.1</b>	<b>108,135</b>	<b>91,006</b>	<b>+18.8</b>
LAND ROVER	0.7	0.6	4,711	4,120	+14.3	1.0	0.9	86,186	72,806	+18.4
JAGUAR	0.3	0.1	2,289	847	+170.2	0.3	0.2	21,949	18,200	+20.6
<b>SUZUKI</b>	<b>1.3</b>	<b>1.2</b>	<b>9,174</b>	<b>7,701</b>	<b>+19.1</b>	<b>1.2</b>	<b>1.2</b>	<b>101,860</b>	<b>95,391</b>	<b>+6.8</b>
<b>MITSUBISHI</b>	<b>0.9</b>	<b>1.0</b>	<b>6,657</b>	<b>6,466</b>	<b>+3.0</b>	<b>0.9</b>	<b>0.7</b>	<b>79,900</b>	<b>55,838</b>	<b>+43.1</b>
<b>HONDA</b>	<b>0.8</b>	<b>1.0</b>	<b>5,776</b>	<b>6,196</b>	<b>-6.8</b>	<b>0.8</b>	<b>1.0</b>	<b>73,423</b>	<b>79,561</b>	<b>-7.7</b>
<b>OTHERS-JAPANESE<sup>4</sup></b>	<b>0.3</b>	<b>0.2</b>	<b>1,991</b>	<b>1,579</b>	<b>+26.1</b>	<b>0.2</b>	<b>0.2</b>	<b>21,648</b>	<b>19,426</b>	<b>+11.4</b>

SOURCE: ACEA MEMBERS

<sup>1</sup> ACEA estimation based on total by market

<sup>2</sup> Includes Bentley, Lamborghini and Bugatti

<sup>3</sup> Includes Dodge, Ferrari and Maserati

<sup>4</sup> Includes Subaru and Daihatsu

Avenue des Nerviens 85  
B-1040 Brussels  
Tel (32 2) 732 55 50  
Fax (32 2) 738 73 10

**PRESS EMBARGO FOR ALL DATA:  
8.00 AM (6.00 AM GMT), 15 September 2015**

**PROVISIONAL  
NEW PASSENGER CAR REGISTRATIONS BY MARKET  
EUROPEAN UNION**

15/09/2015

	July '15	July '14	%Change 15/14	Jan - Jul '15	Jan - Jul '14	%Change 15/14
AUSTRIA	26,917	24,772	+8.7	188,550	191,379	-1.5
BELGIUM	36,121	35,275	+2.4	324,545	323,099	+0.4
BULGARIA	2,061	1,562	+31.9	13,602	11,894	+14.4
CROATIA	3,289	3,066	+7.3	24,574	23,919	+2.7
CYPRUS	1,091	906	+20.4	5,933	5,204	+14.0
CZECH REPUBLIC	21,415	17,700	+21.0	134,676	111,758	+20.5
DENMARK	16,236	14,255	+13.9	121,062	112,974	+7.2
ESTONIA	1,861	1,911	-2.6	12,321	12,563	-1.9
FINLAND	8,721	8,017	+8.8	65,810	67,160	-2.0
FRANCE	147,125	143,759	+2.3	1,164,618	1,102,511	+5.6
GERMANY	290,196	270,249	+7.4	1,909,145	1,808,517	+5.6
GREECE	5,447	7,627	-28.6	48,589	45,096	+7.7
HUNGARY	7,012	6,129	+14.4	44,035	39,132	+12.5
IRELAND	27,593	18,711	+47.5	109,927	84,388	+30.3
ITALY	132,096	114,794	+15.1	1,006,353	872,857	+15.3
LATVIA	1,237	1,178	+5.0	8,102	7,338	+10.4
LITHUANIA	1,563	1,446	+8.1	10,126	8,831	+14.7
LUXEMBURG	4,334	4,476	-3.2	30,015	31,621	-5.1
NETHERLANDS	33,908	29,764	+13.9	235,610	228,718	+3.0
POLAND	29,654	25,566	+16.0	207,426	201,474	+3.0
PORTUGAL	15,548	14,169	+9.7	116,200	89,960	+29.2
ROMANIA	9,253	8,368	+10.6	43,725	39,593	+10.4
SLOVAKIA	7,080	6,656	+6.4	44,257	42,648	+3.8
SLOVENIA	5,079	4,601	+10.4	36,929	32,839	+12.5
SPAIN	102,922	83,365	+23.5	658,144	538,308	+22.3
SWEDEN	24,139	20,473	+17.9	192,123	172,220	+11.6
UNITED KINGDOM	178,420	172,907	+3.2	1,555,309	1,460,172	+6.5
<b>EUROPEAN UNION<sup>1</sup></b>	<b>1,140,318</b>	<b>1,041,702</b>	<b>+9.5</b>	<b>8,311,706</b>	<b>7,666,173</b>	<b>+8.4</b>
<b>EU15<sup>2</sup></b>	<b>1,049,723</b>	<b>962,613</b>	<b>+9.0</b>	<b>7,726,000</b>	<b>7,128,980</b>	<b>+8.4</b>
<b>EU12<sup>3</sup></b>	<b>90,595</b>	<b>79,089</b>	<b>+14.5</b>	<b>585,706</b>	<b>537,193</b>	<b>+9.0</b>
<b>ICELAND</b>	<b>1,163</b>	<b>743</b>	<b>+56.5</b>	<b>9,935</b>	<b>7,120</b>	<b>+39.5</b>
<b>NORWAY</b>	<b>12,394</b>	<b>11,690</b>	<b>+6.0</b>	<b>86,786</b>	<b>84,075</b>	<b>+3.2</b>
<b>SWITZERLAND</b>	<b>30,228</b>	<b>27,570</b>	<b>+9.6</b>	<b>192,026</b>	<b>177,475</b>	<b>+8.2</b>
<b>EFTA</b>	<b>43,785</b>	<b>40,003</b>	<b>+9.5</b>	<b>288,747</b>	<b>268,670</b>	<b>+7.5</b>
<b>EU + EFTA</b>	<b>1,184,103</b>	<b>1,081,705</b>	<b>+9.5</b>	<b>8,600,453</b>	<b>7,934,843</b>	<b>+8.4</b>
<b>EU15 + EFTA</b>	<b>1,093,508</b>	<b>1,002,616</b>	<b>+9.1</b>	<b>8,014,747</b>	<b>7,397,650</b>	<b>+8.3</b>

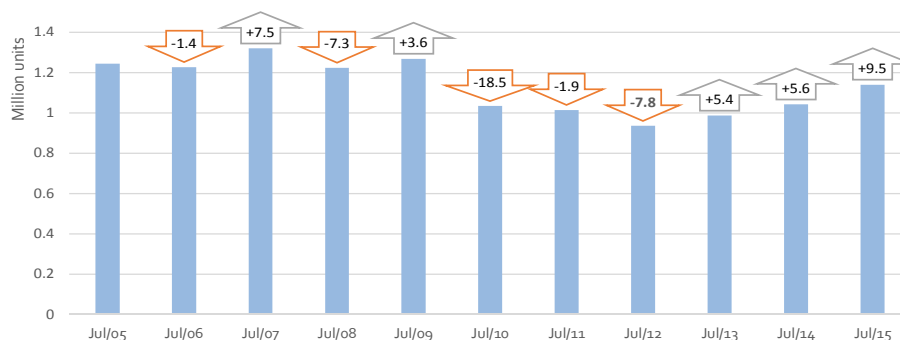
SOURCE: NATIONAL AUTOMOBILE MANUFACTURERS' ASSOCIATIONS

<sup>1</sup> Data for Malta n.a.

<sup>2</sup> Member States before the 2004 enlargement

<sup>3</sup> Member States having joined the EU since 2004

New passenger car registrations in the EU - month trend | 2005-2015



For further information, please contact: Ms Francesca Piazza - Statistics & Communications Advisor - E-mail: fp@acea.be - Tel. (32) 2 738 73 55

**Next press release: Friday 16 October 2015**

This information is available on the ACEA website: <http://www.acea.be>

# PRESS RELEASE

## PROVISIONAL

### NEW PASSENGER CAR REGISTRATIONS BY MANUFACTURER

#### EUROPEAN UNION (EU)

15/09/2015

	July					January - July				
	%Share <sup>1</sup>		Units	Units	%Change	%Share <sup>1</sup>		Units	Units	%Change
	'15	'14	'15	'14	15/14	'15	'14	'15	'14	15/14
<b>VW Group</b>	<b>26.4</b>	<b>26.9</b>	<b>301,480</b>	<b>280,646</b>	<b>+7.4</b>	<b>25.0</b>	<b>25.3</b>	<b>2,076,209</b>	<b>1,936,706</b>	<b>+7.2</b>
VOLKSWAGEN	12.8	13.0	146,287	135,423	+8.0	12.2	12.2	1,013,858	937,040	+8.2
AUDI	5.9	5.9	67,097	61,519	+9.1	5.5	5.6	454,298	432,861	+5.0
SKODA	4.6	4.7	52,461	49,451	+6.1	4.3	4.4	356,221	338,728	+5.2
SEAT	2.5	2.8	28,706	29,028	-1.1	2.5	2.5	209,096	195,141	+7.2
PORSCHE	0.6	0.5	6,644	4,983	+33.3	0.5	0.4	40,821	31,240	+30.7
OTHERS <sup>2</sup>	0.0	0.0	285	242	+17.8	0.0	0.0	1,915	1,696	+12.9
<b>PSA Group</b>	<b>10.8</b>	<b>10.7</b>	<b>122,801</b>	<b>111,525</b>	<b>+10.1</b>	<b>10.7</b>	<b>11.1</b>	<b>890,147</b>	<b>852,679</b>	<b>+4.4</b>
PEUGEOT	6.1	6.0	69,124	62,197	+11.1	6.1	6.2	509,699	475,747	+7.1
CITROEN	4.2	4.1	47,939	42,532	+12.7	4.0	4.2	335,349	322,028	+4.1
DS	0.5	0.7	5,738	6,796	-15.6	0.5	0.7	45,099	54,904	-17.9
<b>RENAULT Group</b>	<b>8.8</b>	<b>9.6</b>	<b>100,546</b>	<b>99,779</b>	<b>+0.8</b>	<b>9.8</b>	<b>9.9</b>	<b>814,776</b>	<b>755,400</b>	<b>+7.9</b>
RENAULT	6.1	6.4	69,080	66,390	+4.1	7.0	6.9	578,163	529,108	+9.3
DACIA	2.8	3.2	31,466	33,389	-5.8	2.8	3.0	236,613	226,292	+4.6
<b>FORD</b>	<b>7.1</b>	<b>7.2</b>	<b>80,689</b>	<b>75,236</b>	<b>+7.2</b>	<b>7.3</b>	<b>7.4</b>	<b>609,473</b>	<b>570,460</b>	<b>+6.8</b>
<b>OPEL Group</b>	<b>6.5</b>	<b>6.9</b>	<b>73,792</b>	<b>71,848</b>	<b>+2.7</b>	<b>6.8</b>	<b>7.4</b>	<b>567,057</b>	<b>568,899</b>	<b>-0.3</b>
OPEL/VAUXHALL	6.5	6.8	73,680	70,788	+4.1	6.8	7.0	564,845	534,909	+5.6
CHEVROLET	0.0	0.1	112	1,023	-89.1	0.0	0.4	1,948	33,832	-94.2
Other GM	0.0	0.0	0	37	-100.0	0.0	0.0	264	158	+67.1
<b>FCA Group</b>	<b>6.5</b>	<b>6.1</b>	<b>73,589</b>	<b>63,078</b>	<b>+16.7</b>	<b>6.5</b>	<b>6.2</b>	<b>538,767</b>	<b>474,740</b>	<b>+13.5</b>
FIAT	4.9	4.8	56,424	49,627	+13.7	4.9	4.8	408,066	369,948	+10.3
JEEP	0.6	0.3	7,001	2,731	+156.4	0.6	0.2	50,033	17,726	+182.3
LANCIA/CHRYSLER	0.4	0.5	4,798	5,199	-7.7	0.5	0.6	40,627	45,693	-11.1
ALFA ROMEO	0.4	0.4	4,593	4,671	-1.7	0.4	0.5	34,855	36,443	-4.4
OTHERS <sup>3</sup>	0.1	0.1	773	850	-9.1	0.1	0.1	5,186	4,930	+5.2
<b>BMW Group</b>	<b>6.0</b>	<b>6.1</b>	<b>68,008</b>	<b>63,795</b>	<b>+6.6</b>	<b>6.2</b>	<b>6.1</b>	<b>516,025</b>	<b>463,896</b>	<b>+11.2</b>
BMW	4.8	4.9	55,013	51,413	+7.0	4.9	5.0	411,374	383,212	+7.3
MINI	1.1	1.2	12,995	12,382	+5.0	1.3	1.1	104,651	80,684	+29.7
<b>DAIMLER</b>	<b>6.0</b>	<b>5.4</b>	<b>68,047</b>	<b>56,596</b>	<b>+20.2</b>	<b>5.7</b>	<b>5.3</b>	<b>471,520</b>	<b>407,514</b>	<b>+15.7</b>
MERCEDES	5.3	5.0	60,151	52,509	+14.6	5.0	4.9	414,622	372,867	+11.2
SMART	0.7	0.4	7,896	4,087	+93.2	0.7	0.5	56,898	34,647	+64.2
<b>TOYOTA Group</b>	<b>4.0</b>	<b>3.8</b>	<b>45,923</b>	<b>39,898</b>	<b>+15.1</b>	<b>4.1</b>	<b>4.2</b>	<b>343,822</b>	<b>320,825</b>	<b>+7.2</b>
TOYOTA	3.8	3.6	43,358	37,808	+14.7	3.9	4.0	323,064	305,080	+5.9
LEXUS	0.2	0.2	2,565	2,090	+22.7	0.2	0.2	20,758	15,745	+31.8
<b>NISSAN</b>	<b>3.7</b>	<b>3.6</b>	<b>42,753</b>	<b>37,531</b>	<b>+13.9</b>	<b>4.1</b>	<b>3.6</b>	<b>337,016</b>	<b>279,388</b>	<b>+20.6</b>
<b>HYUNDAI</b>	<b>3.5</b>	<b>3.3</b>	<b>39,547</b>	<b>34,754</b>	<b>+13.8</b>	<b>3.3</b>	<b>3.2</b>	<b>270,388</b>	<b>246,783</b>	<b>+9.6</b>
<b>KIA</b>	<b>2.7</b>	<b>2.7</b>	<b>31,353</b>	<b>28,380</b>	<b>+10.5</b>	<b>2.7</b>	<b>2.7</b>	<b>226,511</b>	<b>208,794</b>	<b>+8.5</b>
<b>VOLVO CAR CORP.</b>	<b>1.8</b>	<b>1.8</b>	<b>20,077</b>	<b>18,640</b>	<b>+7.7</b>	<b>1.8</b>	<b>1.7</b>	<b>146,602</b>	<b>134,111</b>	<b>+9.3</b>
<b>MAZDA</b>	<b>1.4</b>	<b>1.2</b>	<b>16,265</b>	<b>12,472</b>	<b>+30.4</b>	<b>1.3</b>	<b>1.3</b>	<b>109,339</b>	<b>97,662</b>	<b>+12.0</b>
<b>JAGUAR LAND ROVER Group</b>	<b>1.0</b>	<b>0.9</b>	<b>11,792</b>	<b>9,637</b>	<b>+22.4</b>	<b>1.2</b>	<b>1.1</b>	<b>100,262</b>	<b>85,291</b>	<b>+17.6</b>
LAND ROVER	0.7	0.7	7,953	7,613	+4.5	1.0	0.9	80,836	68,021	+18.8
JAGUAR	0.3	0.2	3,839	2,024	+89.7	0.2	0.2	19,426	17,270	+12.5
<b>SUZUKI</b>	<b>1.1</b>	<b>1.1</b>	<b>12,637</b>	<b>11,506</b>	<b>+9.8</b>	<b>1.2</b>	<b>1.2</b>	<b>98,061</b>	<b>92,687</b>	<b>+5.8</b>
<b>MITSUBISHI</b>	<b>0.9</b>	<b>0.8</b>	<b>9,818</b>	<b>7,959</b>	<b>+23.4</b>	<b>0.9</b>	<b>0.6</b>	<b>74,991</b>	<b>49,457</b>	<b>+51.6</b>
<b>HONDA</b>	<b>0.8</b>	<b>0.8</b>	<b>8,792</b>	<b>8,583</b>	<b>+2.4</b>	<b>0.9</b>	<b>1.0</b>	<b>71,887</b>	<b>77,000</b>	<b>-6.6</b>
<b>OTHERS-JAPANESE<sup>4</sup></b>	<b>0.2</b>	<b>0.2</b>	<b>2,098</b>	<b>1,792</b>	<b>+17.1</b>	<b>0.2</b>	<b>0.2</b>	<b>17,210</b>	<b>15,184</b>	<b>+13.3</b>

SOURCE: ACEA MEMBERS

<sup>1</sup> ACEA estimation based on total by market

<sup>2</sup> Includes Bentley, Lamborghini and Bugatti

<sup>3</sup> Includes Dodge, Ferrari and Maserati

<sup>4</sup> Includes Subaru and Daihatsu



# PRESS RELEASE

## PROVISIONAL

### NEW PASSENGER CAR REGISTRATIONS BY MANUFACTURER

#### EU + EFTA Countries

15/09/2015

	July					January - July				
	%Share <sup>1</sup>		Units	Units	%Change	%Share <sup>1</sup>		Units	Units	%Change
	'15	'14	'15	'14	15/14	'15	'14	'15	'14	15/14
<b>VW Group</b>	<b>26.6</b>	<b>27.1</b>	<b>315,563</b>	<b>293,179</b>	<b>+7.6</b>	<b>25.1</b>	<b>25.4</b>	<b>2,161,463</b>	<b>2,011,816</b>	<b>+7.4</b>
VOLKSWAGEN	12.9	13.1	153,048	141,732	+8.0	12.3	12.3	1,054,973	972,394	+8.5
AUDI	5.9	5.9	70,227	64,065	+9.6	5.5	5.7	471,042	448,788	+5.0
SKODA	4.7	4.8	55,207	51,891	+6.4	4.4	4.5	374,440	355,181	+5.4
SEAT	2.5	2.8	29,639	29,831	-0.6	2.5	2.5	215,149	200,363	+7.4
PORSCHE	0.6	0.5	7,130	5,391	+32.3	0.5	0.4	43,782	33,232	+31.7
OTHERS <sup>2</sup>	0.0	0.0	312	269	+16.0	0.0	0.0	2,077	1,858	+11.8
<b>PSA Group</b>	<b>10.6</b>	<b>10.6</b>	<b>125,861</b>	<b>114,622</b>	<b>+9.8</b>	<b>10.6</b>	<b>11.0</b>	<b>910,474</b>	<b>871,635</b>	<b>+4.5</b>
PEUGEOT	6.0	5.9	70,855	63,675	+11.3	6.1	6.1	520,945	486,154	+7.2
CITROEN	4.1	4.1	49,088	43,937	+11.7	4.0	4.1	343,224	329,192	+4.3
DS	0.5	0.6	5,918	7,010	-15.6	0.5	0.7	46,305	56,289	-17.7
<b>RENAULT Group</b>	<b>8.7</b>	<b>9.4</b>	<b>102,567</b>	<b>101,369</b>	<b>+1.2</b>	<b>9.6</b>	<b>9.7</b>	<b>829,167</b>	<b>766,466</b>	<b>+8.2</b>
RENAULT	6.0	6.2	70,734	67,497	+4.8	6.8	6.8	589,057	536,955	+9.7
DACIA	2.7	3.1	31,833	33,872	-6.0	2.8	2.9	240,110	229,511	+4.6
<b>FORD</b>	<b>7.0</b>	<b>7.1</b>	<b>82,621</b>	<b>77,115</b>	<b>+7.1</b>	<b>7.2</b>	<b>7.3</b>	<b>622,058</b>	<b>582,552</b>	<b>+6.8</b>
<b>OPEL Group</b>	<b>6.4</b>	<b>6.8</b>	<b>75,318</b>	<b>73,535</b>	<b>+2.4</b>	<b>6.7</b>	<b>7.3</b>	<b>577,731</b>	<b>581,483</b>	<b>-0.6</b>
OPEL/VAUXHALL	6.3	6.7	75,022	72,317	+3.7	6.7	6.9	575,130	545,362	+5.5
CHEVROLET	0.0	0.1	254	1,171	-78.3	0.0	0.5	2,231	35,847	-93.8
Other GM	0.0	0.0	42	47	-10.6	0.0	0.0	370	274	+35.0
<b>FCA Group</b>	<b>6.3</b>	<b>6.0</b>	<b>75,093</b>	<b>64,714</b>	<b>+16.0</b>	<b>6.4</b>	<b>6.1</b>	<b>548,175</b>	<b>484,593</b>	<b>+13.1</b>
FIAT	4.8	4.7	57,338	50,472	+13.6	4.8	4.7	413,497	375,359	+10.2
JEEP	0.6	0.3	7,325	3,061	+139.3	0.6	0.2	52,277	19,437	+169.0
LANCIA/CHRYSLER	0.4	0.5	4,801	5,267	-8.8	0.5	0.6	40,741	46,166	-11.8
ALFA ROMEO	0.4	0.5	4,721	4,914	-3.9	0.4	0.5	35,662	37,808	-5.7
OTHERS <sup>3</sup>	0.1	0.1	908	1,000	-9.2	0.1	0.1	5,998	5,823	+3.0
<b>BMW Group</b>	<b>6.0</b>	<b>6.2</b>	<b>71,342</b>	<b>66,801</b>	<b>+6.8</b>	<b>6.3</b>	<b>6.1</b>	<b>539,047</b>	<b>484,842</b>	<b>+11.2</b>
BMW	4.9	5.0	57,865	53,813	+7.5	5.0	5.1	430,921	401,259	+7.4
MINI	1.1	1.2	13,477	12,988	+3.8	1.3	1.1	108,126	83,583	+29.4
<b>DAIMLER</b>	<b>6.0</b>	<b>5.4</b>	<b>71,380</b>	<b>58,766</b>	<b>+21.5</b>	<b>5.7</b>	<b>5.3</b>	<b>490,950</b>	<b>422,680</b>	<b>+16.2</b>
MERCEDES	5.3	5.0	63,184	54,553	+15.8	5.0	4.9	432,206	386,962	+11.7
SMART	0.7	0.4	8,196	4,213	+94.5	0.7	0.5	58,744	35,718	+64.5
<b>TOYOTA Group</b>	<b>4.1</b>	<b>3.9</b>	<b>48,452</b>	<b>42,428</b>	<b>+14.2</b>	<b>4.2</b>	<b>4.3</b>	<b>362,337</b>	<b>338,971</b>	<b>+6.9</b>
TOYOTA	3.9	3.7	45,716	40,236	+13.6	4.0	4.1	340,255	322,474	+5.5
LEXUS	0.2	0.2	2,736	2,192	+24.8	0.3	0.2	22,082	16,497	+33.9
<b>NISSAN</b>	<b>3.7</b>	<b>3.6</b>	<b>44,142</b>	<b>38,875</b>	<b>+13.5</b>	<b>4.0</b>	<b>3.7</b>	<b>347,765</b>	<b>289,718</b>	<b>+20.0</b>
<b>HYUNDAI</b>	<b>3.4</b>	<b>3.3</b>	<b>40,488</b>	<b>36,019</b>	<b>+12.4</b>	<b>3.2</b>	<b>3.2</b>	<b>277,869</b>	<b>255,387</b>	<b>+8.8</b>
<b>KIA</b>	<b>2.7</b>	<b>2.7</b>	<b>32,151</b>	<b>29,156</b>	<b>+10.3</b>	<b>2.7</b>	<b>2.7</b>	<b>232,189</b>	<b>215,038</b>	<b>+8.0</b>
<b>VOLVO CAR CORP.</b>	<b>1.8</b>	<b>1.9</b>	<b>21,869</b>	<b>20,129</b>	<b>+8.6</b>	<b>1.8</b>	<b>1.8</b>	<b>156,415</b>	<b>144,002</b>	<b>+8.6</b>
<b>MAZDA</b>	<b>1.5</b>	<b>1.3</b>	<b>17,437</b>	<b>13,640</b>	<b>+27.8</b>	<b>1.4</b>	<b>1.3</b>	<b>117,678</b>	<b>106,212</b>	<b>+10.8</b>
<b>SUZUKI</b>	<b>1.1</b>	<b>1.1</b>	<b>13,480</b>	<b>12,275</b>	<b>+9.8</b>	<b>1.2</b>	<b>1.3</b>	<b>104,555</b>	<b>99,258</b>	<b>+5.3</b>
<b>JAGUAR LAND ROVER Group</b>	<b>1.0</b>	<b>0.9</b>	<b>12,349</b>	<b>9,924</b>	<b>+24.4</b>	<b>1.2</b>	<b>1.1</b>	<b>103,292</b>	<b>87,841</b>	<b>+17.6</b>
LAND ROVER	0.7	0.7	8,356	7,865	+6.2	1.0	0.9	83,371	70,230	+18.7
JAGUAR	0.3	0.2	3,993	2,059	+93.9	0.2	0.2	19,921	17,611	+13.1
<b>MITSUBISHI</b>	<b>0.9</b>	<b>0.8</b>	<b>10,649</b>	<b>8,655</b>	<b>+23.0</b>	<b>0.9</b>	<b>0.7</b>	<b>80,853</b>	<b>54,790</b>	<b>+47.6</b>
<b>HONDA</b>	<b>0.8</b>	<b>0.8</b>	<b>9,065</b>	<b>8,966</b>	<b>+1.1</b>	<b>0.9</b>	<b>1.0</b>	<b>75,140</b>	<b>81,288</b>	<b>-7.6</b>
<b>OTHERS-JAPANESE<sup>4</sup></b>	<b>0.2</b>	<b>0.2</b>	<b>2,747</b>	<b>2,386</b>	<b>+15.1</b>	<b>0.3</b>	<b>0.3</b>	<b>22,530</b>	<b>20,473</b>	<b>+10.0</b>

SOURCE: ACEA MEMBERS

<sup>1</sup> ACEA estimation based on total by market

<sup>2</sup> Includes Bentley, Lamborghini and Bugatti

<sup>3</sup> Includes Dodge, Ferrari and Maserati

<sup>4</sup> Includes Subaru and Daihatsu



# PRESS RELEASE

## PROVISIONAL

### NEW PASSENGER CAR REGISTRATIONS BY MANUFACTURER

#### WESTERN EUROPE (EU15 + EFTA Countries)

15/09/2015

	July					January - July				
	%Share <sup>1</sup>		Units	Units	%Change	%Share <sup>1</sup>		Units	Units	%Change
	'15	'14	'15	'14	15/14	'15	'14	'15	'14	15/14
<b>VW Group</b>	<b>26.3</b>	<b>26.7</b>	<b>287,327</b>	<b>268,008</b>	<b>+7.2</b>	<b>24.6</b>	<b>24.9</b>	<b>1,972,240</b>	<b>1,843,399</b>	<b>+7.0</b>
VOLKSWAGEN	13.2	13.3	143,953	133,130	+8.1	12.4	12.4	992,621	915,990	+8.4
AUDI	6.2	6.2	68,081	62,409	+9.1	5.7	5.9	457,621	436,805	+4.8
SKODA	3.7	3.9	40,327	38,741	+4.1	3.4	3.6	274,957	266,890	+3.0
SEAT	2.5	2.8	27,718	28,240	-1.8	2.5	2.6	202,461	189,734	+6.7
PORSCHE	0.6	0.5	6,946	5,229	+32.8	0.5	0.4	42,571	32,185	+32.3
OTHERS <sup>2</sup>	0.0	0.0	302	259	+16.6	0.0	0.0	2,009	1,795	+11.9
<b>PSA Group</b>	<b>11.0</b>	<b>10.9</b>	<b>120,732</b>	<b>109,238</b>	<b>+10.5</b>	<b>10.9</b>	<b>11.2</b>	<b>875,629</b>	<b>829,172</b>	<b>+5.6</b>
PEUGEOT	6.2	6.0	67,843	60,576	+12.0	6.2	6.2	500,467	462,128	+8.3
CITROEN	4.3	4.2	47,074	41,814	+12.6	4.1	4.2	329,527	312,433	+5.5
DS	0.5	0.7	5,815	6,848	-15.1	0.6	0.7	45,635	54,611	-16.4
<b>RENAULT Group</b>	<b>8.4</b>	<b>9.1</b>	<b>91,740</b>	<b>91,337</b>	<b>+0.4</b>	<b>9.4</b>	<b>9.5</b>	<b>753,488</b>	<b>700,541</b>	<b>+7.6</b>
RENAULT	6.0	6.4	65,914	63,764	+3.4	7.0	6.9	557,302	509,114	+9.5
DACIA	2.4	2.8	25,826	27,573	-6.3	2.4	2.6	196,186	191,427	+2.5
<b>FORD</b>	<b>7.0</b>	<b>7.2</b>	<b>76,688</b>	<b>72,131</b>	<b>+6.3</b>	<b>7.3</b>	<b>7.4</b>	<b>581,298</b>	<b>548,122</b>	<b>+6.1</b>
<b>OPEL Group</b>	<b>6.3</b>	<b>6.7</b>	<b>69,184</b>	<b>67,567</b>	<b>+2.4</b>	<b>6.7</b>	<b>7.3</b>	<b>535,930</b>	<b>541,370</b>	<b>-1.0</b>
OPEL/VAUXHALL	6.3	6.6	68,906	66,518	+3.6	6.7	6.9	533,991	510,051	+4.7
CHEVROLET	0.0	0.1	236	1,004	-76.5	0.0	0.4	1,579	31,059	-94.9
Other GM	0.0	0.0	42	45	-6.7	0.0	0.0	360	260	+38.5
<b>FCA Group</b>	<b>6.6</b>	<b>6.2</b>	<b>72,149</b>	<b>62,296</b>	<b>+15.8</b>	<b>6.6</b>	<b>6.3</b>	<b>529,509</b>	<b>468,569</b>	<b>+13.0</b>
FIAT	5.0	4.8	55,095	48,593	+13.4	5.0	4.9	399,126	363,046	+9.9
JEEP	0.6	0.3	6,802	2,793	+143.5	0.6	0.2	49,263	17,477	+181.9
LANCIA/CHRYSLER	0.4	0.5	4,764	5,154	-7.6	0.5	0.6	40,459	45,563	-11.2
ALFA ROMEO	0.4	0.5	4,614	4,784	-3.6	0.4	0.5	34,847	36,861	-5.5
OTHERS <sup>3</sup>	0.1	0.1	874	972	-10.1	0.1	0.1	5,814	5,622	+3.4
<b>BMW Group</b>	<b>6.3</b>	<b>6.5</b>	<b>68,495</b>	<b>64,698</b>	<b>+5.9</b>	<b>6.5</b>	<b>6.3</b>	<b>521,892</b>	<b>469,692</b>	<b>+11.1</b>
BMW	5.1	5.2	55,316	51,868	+6.6	5.2	5.2	415,311	387,324	+7.2
MINI	1.2	1.3	13,179	12,830	+2.7	1.3	1.1	106,581	82,368	+29.4
<b>DAIMLER</b>	<b>6.3</b>	<b>5.7</b>	<b>69,413</b>	<b>57,260</b>	<b>+21.2</b>	<b>6.0</b>	<b>5.6</b>	<b>477,487</b>	<b>412,441</b>	<b>+15.8</b>
MERCEDES	5.6	5.3	61,327	53,063	+15.6	5.2	5.1	419,104	376,830	+11.2
SMART	0.7	0.4	8,086	4,197	+92.7	0.7	0.5	58,383	35,611	+63.9
<b>NISSAN</b>	<b>3.8</b>	<b>3.6</b>	<b>41,503</b>	<b>36,595</b>	<b>+13.4</b>	<b>4.1</b>	<b>3.7</b>	<b>325,732</b>	<b>273,356</b>	<b>+19.2</b>
<b>TOYOTA Group</b>	<b>3.9</b>	<b>3.8</b>	<b>42,513</b>	<b>38,145</b>	<b>+11.5</b>	<b>4.1</b>	<b>4.1</b>	<b>324,797</b>	<b>305,146</b>	<b>+6.4</b>
TOYOTA	3.7	3.6	40,045	36,126	+10.8	3.8	3.9	304,732	290,073	+5.1
LEXUS	0.2	0.2	2,468	2,019	+22.2	0.3	0.2	20,065	15,073	+33.1
<b>HYUNDAI</b>	<b>3.2</b>	<b>3.1</b>	<b>35,367</b>	<b>31,327</b>	<b>+12.9</b>	<b>3.1</b>	<b>3.1</b>	<b>247,765</b>	<b>226,020</b>	<b>+9.6</b>
<b>KIA</b>	<b>2.6</b>	<b>2.5</b>	<b>28,209</b>	<b>25,461</b>	<b>+10.8</b>	<b>2.6</b>	<b>2.6</b>	<b>205,049</b>	<b>189,650</b>	<b>+8.1</b>
<b>VOLVO CAR CORP.</b>	<b>1.9</b>	<b>1.9</b>	<b>21,035</b>	<b>19,445</b>	<b>+8.2</b>	<b>1.9</b>	<b>1.9</b>	<b>150,107</b>	<b>137,962</b>	<b>+8.8</b>
<b>MAZDA</b>	<b>1.4</b>	<b>1.2</b>	<b>15,675</b>	<b>11,989</b>	<b>+30.7</b>	<b>1.3</b>	<b>1.3</b>	<b>106,970</b>	<b>97,025</b>	<b>+10.2</b>
<b>JAGUAR LAND ROVER Group</b>	<b>1.1</b>	<b>1.0</b>	<b>12,130</b>	<b>9,731</b>	<b>+24.7</b>	<b>1.3</b>	<b>1.2</b>	<b>101,135</b>	<b>86,039</b>	<b>+17.5</b>
LAND ROVER	0.7	0.8	8,163	7,688	+6.2	1.0	0.9	81,475	68,686	+18.6
JAGUAR	0.4	0.2	3,967	2,043	+94.2	0.2	0.2	19,660	17,353	+13.3
<b>SUZUKI</b>	<b>1.1</b>	<b>1.0</b>	<b>11,594</b>	<b>10,526</b>	<b>+10.1</b>	<b>1.2</b>	<b>1.2</b>	<b>92,388</b>	<b>87,690</b>	<b>+5.4</b>
<b>MITSUBISHI</b>	<b>0.9</b>	<b>0.8</b>	<b>9,728</b>	<b>7,711</b>	<b>+26.2</b>	<b>0.9</b>	<b>0.7</b>	<b>73,721</b>	<b>49,372</b>	<b>+49.3</b>
<b>HONDA</b>	<b>0.7</b>	<b>0.8</b>	<b>8,180</b>	<b>7,991</b>	<b>+2.4</b>	<b>0.8</b>	<b>1.0</b>	<b>67,647</b>	<b>73,365</b>	<b>-7.8</b>
<b>OTHERS-JAPANESE<sup>4</sup></b>	<b>0.2</b>	<b>0.2</b>	<b>2,390</b>	<b>2,020</b>	<b>+18.3</b>	<b>0.2</b>	<b>0.2</b>	<b>19,688</b>	<b>17,847</b>	<b>+10.3</b>

SOURCE: ACEA MEMBERS

<sup>1</sup> ACEA estimation based on total by market

<sup>2</sup> Includes Bentley, Lamborghini and Bugatti

<sup>3</sup> Includes Dodge, Ferrari and Maserati

<sup>4</sup> Includes Subaru and Daihatsu